



TOOL - EQUIPMENTS, STORAGE CABINETS and WORKBENCHES

**C.W.S.
TOOLS**


B.V.B.A.

I.Z. Ravenshout 5238 Industrieweg
110 - 3980 Tessenderlo / BELGIUM
Tel : 00 32 1 366 41 14 (3 Lines)
Mobile : 00 32 475 746 906
Fax : 00 32 1 367 40 35
E-mail : cwstools@skynet.be



Code : 9146A-SET

Description : Standard Tool Cabinet
 Sizes : 710 x 690 x 1094 mm



Code : 9146A-12AT

Description : Standard Tool Cabinet
 Sizes : 710 x 690 x 1094 mm



Code : S-1AZI

Description : Machine Tool Cabinet
 Sizes : 710 x 690 x 1494 mm



Code : 7256A-7AT


Description : Standard Tool Cabinet
 * With 7 Drawer
 Sizes : 710 x 690 x 930 mm




METAL DRAWER SEPERATORS




PLASTIC DRAWER SEPERATORS




M07




EMPTY
DRAWER




M22





VARIOUS



VARIOUS




VARIOUS




M06




M05




M08



M01



M01-VARIOS



M04



Code : S-2AT

Description : Standard Work Bench
With A Cabinet
(Two Drawers)
Hanging Tool Panel and Electric
Installation and Lighting

Sizes : 1700 x 700 x 830 ~ 930 mm



Code : S-2

Description : Description Standard Workbench
Sizes : 1700 x 700 x 830 ~ 930 mm



Code : S-2T

Description : Standard Work Bench
With A Cabinet (Two Drawers)
Sizes : 1700 x 700 x 830 ~ 930 mm



Code : S-2UC

Description : Standard Work Bench
With Two Cabinet
(Three Drawers)
Sizes : 2130 x 800 x 830 ~ 930 mm



Code : S-2UI

Description : Standard Work Bench
With Two Cabinet
(Three Drawers)
Sizes : 2130 x 800 x 830 ~ 930 mm



Code : S-2U

Description : Standard Work Bench
Sizes : 2130 x 800 x 830 ~ 930 mm

C.W.S. TOOLS

B.V.B.A.



Code : S-13MTSH

Description : Mobile Universal Tool Holder Frame
 Sizes : 720 x 620 x 1040 mm




Code : S-12MTS

Description : Universal Tool Holder Frame
 Sizes : 900 x 640 x 1650 mm



Code : S-10MD

Description : Universal Tool Holder Cabinet
 Sizes : 1000 x 600 x 1950 mm



Code : S-11MTA

Description : Universal Frame
 (12 Tools)
 Sizes : 600 x 440 x 335 mm




Code : S-10MD

Closed View (Aluminium Store Door With Locker)



Code : S-10MDC

Description : Universal Cabinet
 With Drawer (48 Tools)
 Sizes : 710 x 690 x 1494 mm



Code : S-11MT

Description : Universal Frame
 (20 Tools)
 Sizes : 710 x 600 x 430 mm



Code : S-20

Description : Mobile Workbench
Sizes : 1200 x 600 x 870 mm



Code : S-14AKS

Description : Installation Trolley
Sizes : 1000 x 600 x 1435 mm



Code : S-3

Description : Mobile Work Bench
With Hanging Tool Cabinet
Sizes : 1000 x 650 x 930 mm



Code : S-6

Description : Mobile Tool Cabinet
Sizes : 600 x 450 x 840mm



Code : S-1B

Description : Mobile Tool Cabinet
Sizes : 700 x 450 x 930 mm


C.W.S. TOOLS

B.V.B.A.




Code : S-ABDS

Description : Standard Work Bench
With Counter
Sizes : 1420 x 690 x 830 ~ 930 mm



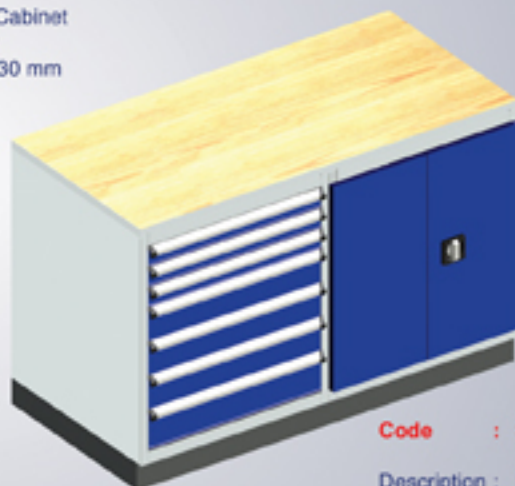
Code : S-2ABD

Description : Workbench With Drawers
Sizes : 1700 x 700 x 930 / 2100 mm



Code : S1AVF-7256A-6BT

Description : Standard Tool Cabinet
With 2 Counter
Sizes : 1420 x 690 x 930 mm



Code : S1AVF / SPE

Description : Equipment Cabinet
Sizes : 1420 x 690 x 930 mm



Code : S1AVF2

Description : Equipment Cabinet With Tool Panel
Sizes : 1420 x 660 x 2100 mm



Code : S-16

Description : Standard Tool Cabinet
With Three Counter
Sizes : 2130 x 690 x 930 mm

C.W.S. TOOLS

B.V.B.A.

Code : S-2UVK

Description : Standard Work Bench
With Counter

Sizes : 2130 x 690 x 830 ~ 930 mm



Code : S-16ABD5

Description : Standard Workstation
With Two Counter

Sizes : 3550 x 690 x 930 / 2100 mm



Code : S-16ABD3

Description : Standard Workstation
With Two Counter

Sizes : 2840 x 690 x 930 / 2100 mm



Code : S-16AVF

Description : Standard Workstation
With Four Counter

Sizes : 2990 x 690 x 930 / 2100 mm



Code : MS-2400

Description : Mould Shelf System

Sizes : 2300 x 800 x 2400 mm

Code : 01217 D

Description : Material Cabinet
Closed View
Sizes : 1000 x 500 x 1300 mm



Code : 01217 C

Description : Material Cabinet
Closed View
Sizes : 1000 x 500 x 1600 mm



Code : 01217 E

Description : Material Cabinet
Closed View
Sizes : 1000 x 500 x 1000 mm

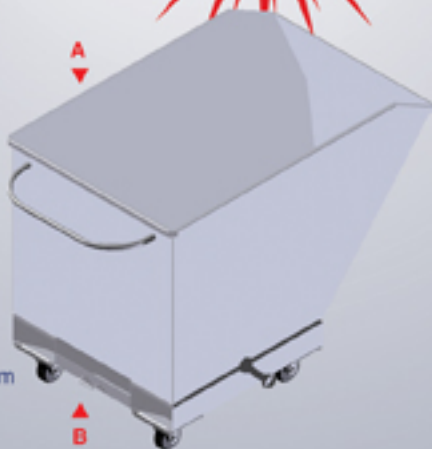


Code : 01217 C

Description : Material Cabinet
Sizes : 1000 x 500 x 1600 mm



NEW



Code : S-TA1

Description : Sawdust Carrier
Sizes : 1250 x 790 x 1070 mm



Code : 01214 AB

Description : Personnel Cabinet
Sizes : 1200 x 400 / 650 x 2100 mm

